

1

What do we find in schools?

Listening

- I can understand simple instructions for a game.

Reading

- I can understand short, simple texts.

Speaking

- I can answer simple questions about things at school.


Writing

- I can write about my things.









1  Look around your classroom. How many things do you know in English? Tell a friend.



2  Look at the picture and discuss.

- 1** What things are the same as in your classroom?
- 2** What things are different?
- 3** Count and write. How many?
 teachers boys
 children girls

3   Watch the video and circle. What color are the items?



- 1** The chairs   
- 2** The desks   
- 3** The backpack   
- 4** The ruler   

 British	 American
rubber	eraser
tidy up	clean up

Vocabulary 1


1  Listen and repeat.



pen



glue stick



whiteboard




desk



markers




pencil sharpener




ruler



tablet

2  Listen and number.

3  Listen and say.

4  Where do the things go? Look and sort.

books children crayon desk ~~eraser~~ glue stick marker
pen pencil ruler tablet teacher whiteboard

Backpack	Pencil case	Classroom
.....	<i>eraser</i>
.....
.....
.....
.....
.....
.....

5



Watch the video again. Circle the things you see.



glue stick

ruler

pencil sharpener

tablet

desks

eraser

marker

whiteboard

teacher

6

Look in your pencil case. What's your favorite thing? Draw and write.

Pre-reading 1

1 Look at the picture. What do you think the reading is about? Circle.

Schools in Mexico

Homes around the world

Schools around the world

2 Check (✓) the things you think are in the reading.

desks ☐ tablets ☐ a boat ☐

a whiteboard ☐ children ☐ books ☐



Reading strategy

Make predictions about a text from pictures.



Reading 1

3  Read *Schools Around the World*. Check your answers from Activities 1 and 2.



Reading strategy

Make predictions about a text from pictures.

1

SCHOOLS AROUND the World



This is a school in India. The children have **pens** and **pencils** and books. They don't have **tablets** or **desks**. I can see backpacks on the floor.

4 Read the text again. Check (✓) or put an X.

1 The classroom in China has ...


☐

☐

☐

3 The classroom in Peru has ...


☐

☐

☐

2 The classroom in India has ...


☐

☐

☐

4 The classroom in Africa has ...


☐

☐

☐

1

2



These children are at school in China. I can see pencils and books. How many pencils can you see? They don't have a **whiteboard**. They have a blackboard.

3



This is a school in Peru. Children wear special clothes. They use pencils and **pencil sharpeners**. The classroom is very colorful. I can see numbers, animals, and letters on the wall. What colors can you see?

4



This is a school in Africa. The classroom is outdoors. The children don't have chairs, **markers**, **rulers**, or pencil sharpeners. Is this a blackboard? Yes, it is! They use a blackboard, not a whiteboard.

5



Talk with a friend. Which classroom is most similar to yours? What do you like about your classroom?



Grammar 1

1  1-2



Watch Part 1 of the story video. Where's Tommy?



Is this my desk?
Yes. This is your chair.

2  1-2





Watch Part 1 of the story video again.
What's in Tommy's classroom? Circle.

a backpack a book an eraser a glue stick a pencil a tablet

3 Read the grammar box and check (✓).

Grammar


What's this?  It's a pencil. ☐ It's an eraser. ☐

Is this a tablet?  Yes, it is. ☐ No, it isn't. ☐

4 Read *Schools Around the World* again.
Circle the question with *Is this* and the answer.

5 Read and match.

- 1 What's this? It's a chair.
- 2 What's this? It's a glue stick.
- 3 What's this? It's an eraser.



What's this?
It's **my** book.



Is this **your** marker?
No, it isn't.



6 Look and write *my* or *your*.


Is this pencil, Tommy?

I'm teacher.

Is this desk?



Speaking

7  Go around the classroom.
Ask and answer about things
with friends.



Speaking strategy

Look at your friend as you
ask and answer.

What's this?

Is this your
glue stick?

It's my
desk.

No, it isn't.




Vocabulary 2

1  Listen and repeat.

1-06

 <input type="checkbox"/> speak	 <input type="checkbox"/> draw	 <input type="checkbox"/> write	 <input type="checkbox"/> read
 <input type="checkbox"/> library	 <input type="checkbox"/> playground	 <input type="checkbox"/> computer lab	 <input type="checkbox"/> cafeteria

2  Listen and check (✓).
Use different colors.


1-07

3  Listen and say.

1-08

4 Where are we? Look and match.

 1	<input type="checkbox"/> a library	 3
 2	<input type="checkbox"/> b playground	 4
	<input type="checkbox"/> c computer lab	
	<input type="checkbox"/> d cafeteria	

5  What do you have in your school? Circle and say.

playground

cafeteria

computer lab

library



6 Look at the school activities. Which do you like doing? Check (✓).



Draw. ☐



Speak. ☐



Read. ☐



Write. ☐

Pre-reading 2

1 Look at the pictures. What do you think the story is about? Circle.



Reading strategy


Make predictions about a story from pictures.



A visit to the zoo



Starting school



A day at home

Reading 2

2



Read *First Day*. Check your answer from Activity 1.



Reading strategy

Make predictions about a story from pictures.

First Day

Isabel and Danny are twins. They are six. It's their first day at a new school.

The principal shows Isabel and Danny the **computer lab**, the **library**, and the **cafeteria**.



Listen, children. This is Danny, and this is Isabel.
Write your names on the whiteboard, please.



This is Isabel and Danny's classroom.



What does Danny like?
Can you find any clues?

This is our playground!
Let's play!

I like my
new school!

It's recess. Some boys play
basketball. Danny likes to read.



This is Danny's favorite comic. It's Ahmed's favorite comic, too.
They make friends. Danny likes his new school!

3 Read the story again.
Circle school places in
blue and activities in **green**.

4  Think about the first day at
school. Compare your ideas.

- Which places in the school do you see?
- What do you do when someone new starts?



Grammar 2

1  1-2



Watch Part 1 of the story video again.
What does Miss Sparks say? Check (✓).

Sit down. ☐

Write your name. ☐

Draw a picture. ☐

Listen, children! ☐

Find a pencil. ☐



2 Read the grammar box. Then read *First Day* again.
Circle two instructions that the teacher gives.

Grammar

Find a pencil. Sit down. Write your name. Speak English.

3 Read and write.

Draw

Read

Speak

Write

1

..... your name.

2

..... your book.

3

..... a picture.

4

..... English!




4 Number the pictures with the sentences from Activity 3.


a



c



b



d



Listening and Speaking

5



Listen and circle the words you hear. Then listen and do.

color

draw

find

listen

read

speak

write

6



Work with a friend. Do a classroom picture dictation.

Find a pencil.
Draw a chair.

7

1-3



Watch Part 2
of the story
video. Who has Tommy's
things?

8

1-4



Watch Part 3
of the story
video. Are Tommy and Suzie
late for school? Who does
Tommy thank at the end?

Writing

1 Look at Evie's school equipment and answer.

- What color is Evie's backpack?
- What's on her desk?

2 Read Evie's description and check your answers.



My things

This is my English classroom. It has a whiteboard, desks, and chairs. This is my desk. I have an eraser, a book, and a glue stick on my desk. This is my backpack on the chair. It's blue. My tablet is in my backpack.

3 Read the text again. Circle *a* and *an*.

4 Find or draw a picture of your school equipment in your English classroom. Then go to the Workbook to do the writing activity.




Writing strategy

Use **a/an** before single naming words.

I have **an** eraser, **a** tablet, and **a** glue stick.

Now I Know

1  What do we find in schools? Read and think.
Circle and add your own ideas.



- What classroom equipment do you find in schools?

whiteboards books

- What places do you find in schools?

library cafeteria

2 Choose a project.



Present your classroom.

- 1 Look at the pictures from Reading 1.
- 2 Draw a picture of your classroom.
- 3 Label the classroom items.
- 4 Present your project to the class.

or



Make a poster of rules for your English class.

- 1 Share ideas about rules for your class.
- 2 Write down your rules on poster paper.
- 3 Draw pictures to decorate your poster.
- 4 Show your poster to the class.

★ ★ ★ Read and color the stars ★ ★ ★



I can understand simple instructions for a game.



I can answer simple questions about things at school.



I can understand short, simple texts.



I can write about my things.